

© Program Schedule

	Sun	Mon	Tue	Wed	Thu	Fri	Sat
Week 1	7/31	8/1	8/2	8/3	8/4	8/5	8/6
09:00~12:00	Official Arrival	Orientation & Campus Tour	Track A 1 st	Track A 2 nd	Track A 3 rd	Track A 4 th	Field Trip 1 [NANTA]
13:00~16:00			Track B 1 st	Track B 2 nd	Track B 3 rd	Track B 4 th	
Week 2	8/7	8/8	8/9	8/10	8/11	8/12	8/13
09:00~12:00		Track A 5 th	Track A 6 th	Track A 7 th	Track A 8 th	Track A 9 th	
13:00~16:00		Track B 5 th	Track B 6 th	Track B 7 th	Track B 8 th	Track B 9 th	
Week 3	8/14	8/15 (Public Holiday)	8/16	8/17	8/18	8/19	8/20
09:00~12:00		Korean Movie Workshop	Track A 10 th	Closing Ceremony	Field Trip 2 [LOTTE WOLRD]	Free Time	Official Departur e
13:00~16:00			Track B 10 th	Farewell Lunch			

※ The field trip on August 6th does NOT offer return transportation. All students will have to come back to the campus on their own after finishing their independent tour in Seoul.

◎ Field Trips

* The Show 'Nanta'

Since the first performance in October 1997, this world-famous, non-verbal performance has made a record of attracting the largest audience in Korean history. Integrated with Korea's traditional rhythm, *Samul nori* with comedy, this drama in the kitchen can be universally enjoyed by audiences of all ages and nationalities!



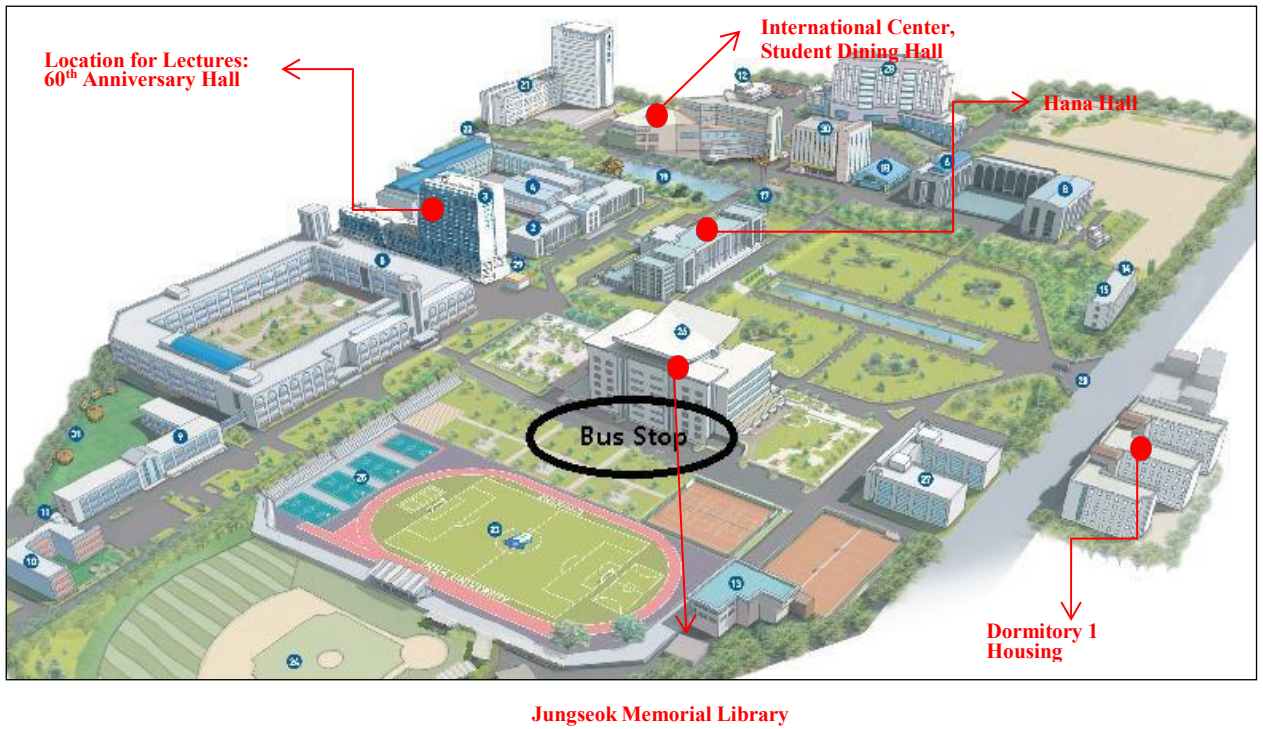
* Lotte World

One of Korea's largest theme parks with more than 8 million visitors every year, Lotte World boasts a lot of exciting attractions, parades, zoos and beautiful gardens. It consists of the world's largest indoor theme park and outdoor amusement park called 'Magic Island,' an artificial island inside a lake linked by monorail, shopping malls, a Korean folk museum, sports facilities, and movie theatres. Lotte World was also one of the most popular locations used for filming Korean TV dramas and shows including 'Stairway to Heaven,' 'Running Man,' 'We Got Married,' 'Protect the Boss,' and 'Full House.'



*** Meeting Point for Field Trips: Behind Jungseok Memorial Library**

Please DO NOT BE LATE. We cannot wait for latecomers!



◎ Course Locations

Course Title	Location	Type
Korean Culture Workshop	TBD (Main Building Hana Hall)	For All
Basic Korean I	60 th Anniversary Hall Rm. 611	A (Morning)
Basic Korean II	60 th Anniversary Hall Rm. 612	A (Morning)
Intermediate Korean I	60 th Anniversary Hall Rm. 607	A (Morning)
Intermediate Korean II	60 th Anniversary Hall Rm. 608	A (Morning)
Intermediate Korean III	60 th Anniversary Hall Rm. 609	A (Morning)
Intermediate Korean IV	60 th Anniversary Hall Rm. 610	A (Morning)
Advanced Korean I	60 th Anniversary Hall Rm. 710	A (Morning)
Advanced Korean II	60 th Anniversary Hall Rm. 711	A (Morning)
Advanced Korean III	60 th Anniversary Hall Rm. 712	A (Morning)
Introduction to Korean Cinema	60 th Anniversary Hall Rm. 108	A (Morning)
International Business Communication in English	Building #5 South Rm. 238	A (Morning)
Introduction to K-pop, Drama, & Its Multicultural Aspects	60 th Anniversary Hall Rm.609 / Main Building B1 HyunKyeong Hall	B (Afternoon)
Introduction to the Korean Business and Economy	60 th Anniversary Hall Rm.101	B (Afternoon)
Introduction to Health and Wellness in Korea	60 th Anniversary Hall Rm.607	B (Afternoon)
Reading Korean Culture through Korean Dance	60 th Anniversary Hall Rm.610 / Building #5 West Rm.160	B (Afternoon)
Learning Korean through K-Dramas	60 th Anniversary Hall Rm.608	B (Afternoon)

※ All other main events including Orientation, the Korean Culture Competition, and the Graduation Ceremony will be held in Hana Hall at Inha University's Main Building.

※ All students should wear masks at all times during lectures.

※ Students are advised to bring their own laptop for their coursework.

© I-Class

I-Class is an online learning platform of INHA University.
Most class materials will be shared through the I-Class website.

Invitations for the I-Class will be made through your Class TAs.
The detailed information on how to use the platform will be shared through your email and our website's FAQ section.

In addition to your class materials, you are also able to use I-Class materials for your study. Please visit our I-Class website provided by your TAs and log in with your student number and password. Your learning experience will be enhanced by a wide range of audiovisual and internet resources available on the I-Class website.

※ How to find your password:

■ Students who were born before 2000 - Male: 5+ your DOB(YYMMDD) - Female: 6+your DOB(YYMMDD)

■ Students who were born after 1999 - Male: 7+ your DOB(YYMMDD) - Female: 8+your DOB(YYMMDD)

※ *For example, if you were born as a male on July 22, 1999, your default password is 5990722. If you were born as a female on January 23, 2000, your default password is 8000123. ※ You need to know your student ID and password to use wifi on campus.*

◎ Accommodation Information



Students will live at the university residence. Each student will share a room with another student, except for those who applied for double rooms in advance. Please note the accommodations are standard university student accommodations.

Accommodation includes:

- Bedding
- Shared Kitchen
- Dining Hall
- Retail Store (24-hour self-pay store)
- Shared Washroom
- Shared Shower Room
- Computer Room
- Laundry Room
- Gymnasium
- Badminton Court
- Ping Pong Table
- Billiards Table

* Please note that all students will have to prepare their own daily necessities such as shampoo, soap, towels, etc. The dormitory offers bed sheets, blankets, and pillows only.

** Laundry Machines are NOT free. It costs 1,000 KRW to use the washers and dryers.



◎ Daily Schedule

Living in the dormitory shall be restricted to the following schedule.

Schedule	Time
Doors Open	05:00
Breakfast	07:30 ~ 09:00
Lunch (You need buy your own meal ticket.)	11:30 ~ 13:30
Dinner	17:30 ~ 19:30
Doors Close	24:30

* When you enter the dorm or dining hall, you need to have your name tag on you.

** The dormitory only offers breakfast and dinner. When you go to the Dining Hall, please always carry your name tag provided by the International Center on your arrival day. Students need to purchase meal tickets for lunch. You can buy a meal ticket from the basement office 1(지하 1 사무실) in front of the dormitory dining hall in cash or by credit card from 9 am to 5 pm. So please check your meals a week in advance and buy it with the help of your assistant. The Dining Hall is located in the dormitory basement.

*** When you move out, you have to return your room key to the night duty room at the entrance. If you lose your room key, you will have to pay a penalty of 50,000 KRW.

※ **Dormitory Regulations**

1. Smoking and drinking alcohol inside the dorm building is strictly prohibited.
2. Male students are NOT allowed to enter female rooms and vice versa.
3. The dormitory doors close at 24:30 midnight after which no one is allowed to enter or exit the building until 5:00 the next morning.
4. Shower rooms and toilets should be kept clean and tidy at all times.
5. There are microwaves and kitchen facilities on each floor. You are permitted to eat up simple instant foods only.
6. Be cautious of using electronic devices (electrical overheating).

 **Breaking these rules will result in an immediate expulsion from the dorm.**

◎ Internet Access

- In your dormitory room

Wireless internet access is available in every room and public places inside the dormitory. You can also use the Internet by connecting a LAN cable in your dorm room. (Alternatively, you can use one of the computers in the PC room in the dorm for free.)

*** SSID: inha_Dormitory1 / PASSWORD: inha2000**

- In the campus buildings

Wireless internet access is available in other campus buildings as well. To access the Internet, you need to know your student ID and password. (Your default password is well explained above in the 'I-Class' section.). Here are the ways of enjoying the Wi-Fi service on campus:

*** For MS Windows 8, 10 users:**

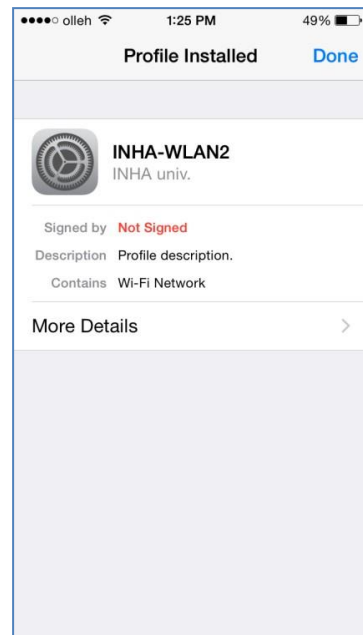
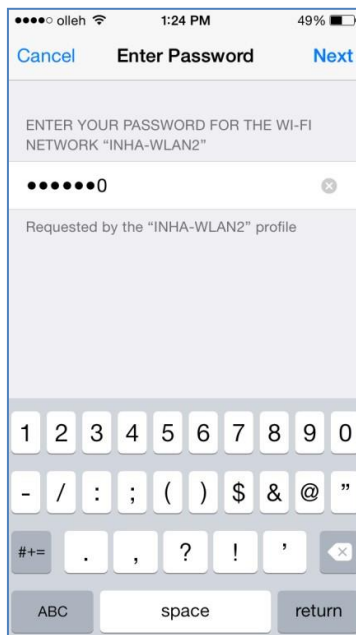
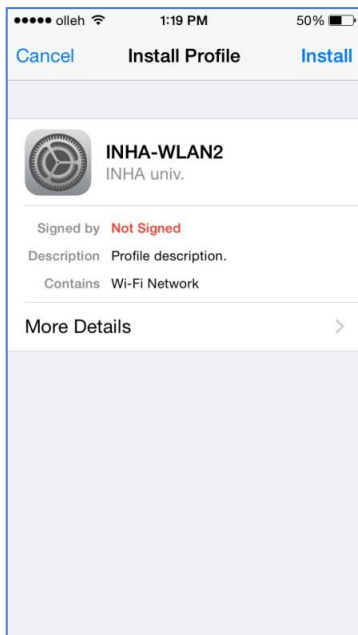
- Connect INHA-WLAN2 → Input ID/password of INHA portal

*** For Apple Mobile Device users:**

- Settings → Wi-Fi (On) → Connect INHA-WLAN2
- Enter your INHA portal ID/password
- If you see certificate 'INHA-Univ,' click the 'Trust' button.
- Check Connect 'INHA-WLAN2.'

*** For Android Mobile Device Users:**

- Select [Settings] < [Wireless & Networks] < Select [Wi-Fi Settings]
- Select 'INHA-WLAN2', and you will see popup setting page (otherwise press 'INHA-WLAN2' long and select 'modify network config')
- Set config:
 - EAP method: TTLS
 - Phase 2 authentication: PAP
 - CA certificate: Do not validate
 - Identity: enter your INHA portal ID.
 - Password: enter your password.
 - Press the Save button
- Setting → Wi-Fi → Press 'INHA-WLAN2'



◎ Korean Culture Day

On Wednesday, August 17th, there will be Korean Culture Day consisting of Korean Culture Competition followed by the Closing Ceremony.

- Korean Culture Competition

All students are strongly encouraged to participate! You can make a speech in Korean or perform Korean music or dance. Singing a Korean song is also welcomed. Winners will receive certificates and gifts. **Application forms are available by emailing inhasummer@inha.ac.kr.**

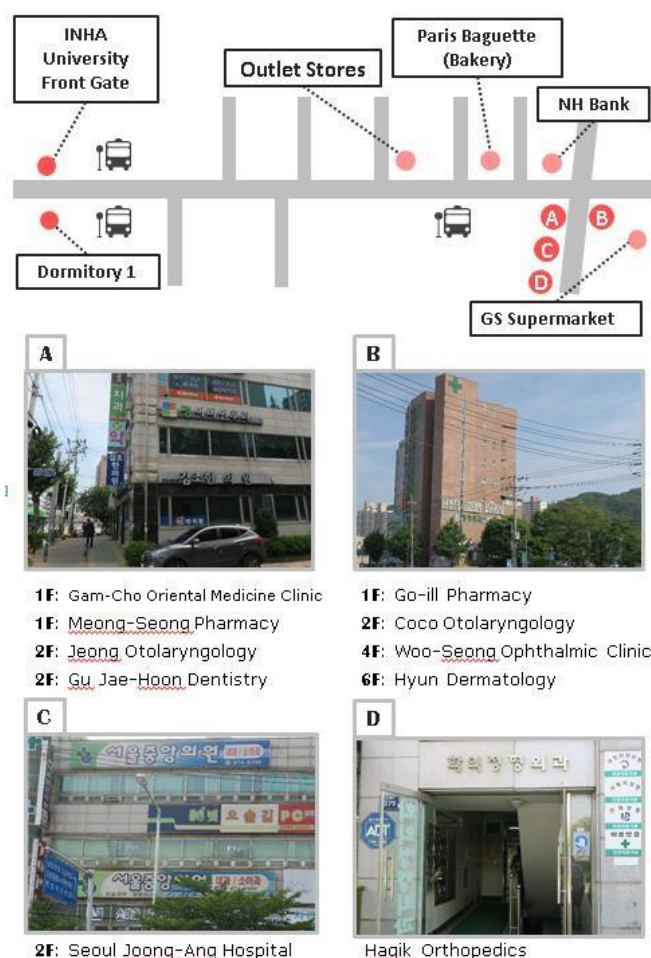


※ Traditional Korean Culture Performance

After the Closing Ceremony, we will watch a traditional Korean culture performance by holders of Intangible Cultural Property in Korea. They will perform traditional Korean music such as *Samul nori*, *Minyo* and *Pangood*.

※ The specific program is subject to change depending on the circumstances.

◎ Hospital Information & Directions



Name	Tel	Address
Seoul Joong-Ang Hospital	032-874-8500	389 Hannaru-ro, Michuhol-gu
Woo-Seong Ophthalmic Clinic	032-874-4700	150 Soseong-ro, Michuhol-gu
Jeong Otolaryngology	032-873-2999	136 Soseong-ro, Michuhol-gu
Coco Otolaryngology	032-864-5075	150 Soseong-ro, Michuhol-gu
Gu Jae Hoon Dentistry	032-874-2872	136 Soseong-ro, Michuhol-gu
Hagik Orthopedics	032-868-5200	379 Hannaru-ro, Michuhol-gu
Yonsei Leaders Hospital	032-882-8822	309 Dokbae-ro, Michuhol-gu
Park ENT Clinic	032-883-7582	311 Dokbae-ro, Michuhol-gu

Most of the hospitals above are within a 20-minute walk or a 5-minute drive by car. See the directions and locations on the map provided above.

REMEMBER!

* For an emergency, please contact the dorm residential staff and the International Center Staff.

* Bring your passport to the hospital; and remember which medicine you are allergic to (if any).

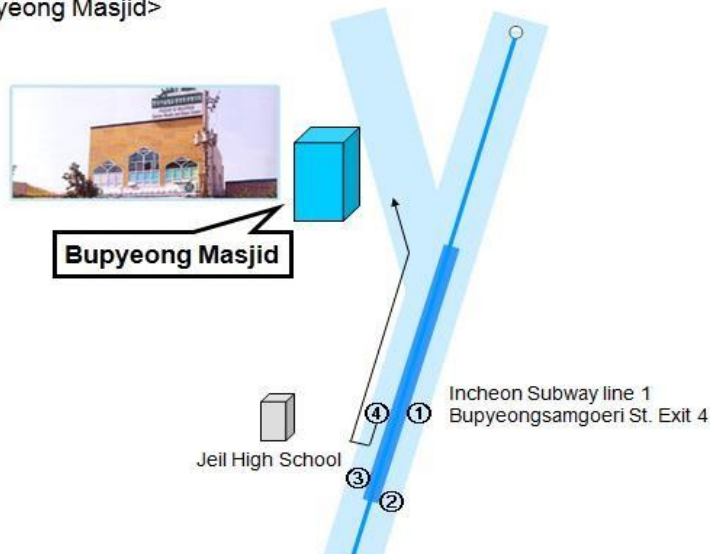
© Summer School Feedback

Please submit your report to the Google Survey link we will provide after the completion of the program.

We are always open-minded to receive your feedback in order to provide a better summer school program!

◎ Muslim Mosque and Halal Restaurants

<Bupyeong Masjid>



(Approximately takes 35 minutes from Inha University)

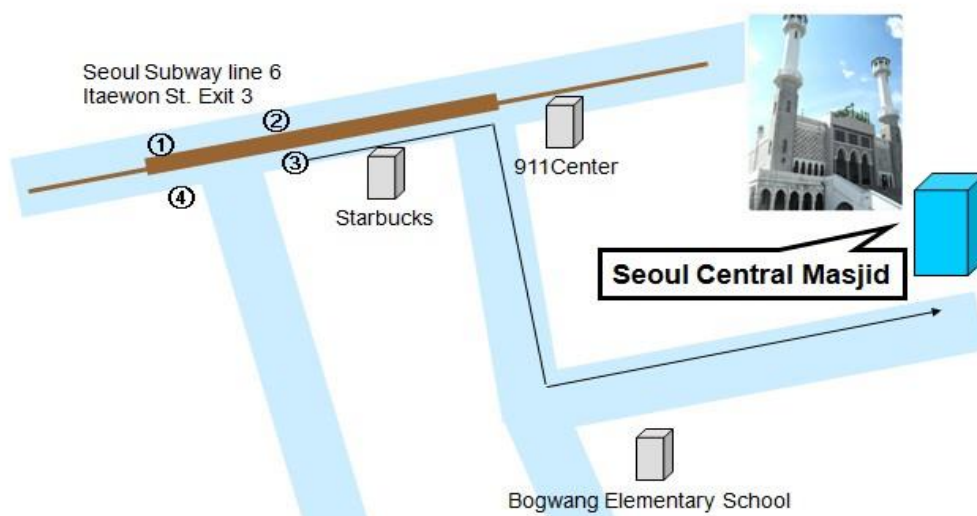
Step 1: Take the subway from Inha University Station (Suin Line) and transfer at Woningae Station.

Step 2: Transfer to the Incheon Subway line and get off at Bupyeongsamgoeri Station.

Step 3: If you leave through Exit 4, it is less than a 5 min-walk.

※ Address: 574-19, Sipjeong-dong,, Bupyeong-gu, Incheon
Tel. 032-512-2612

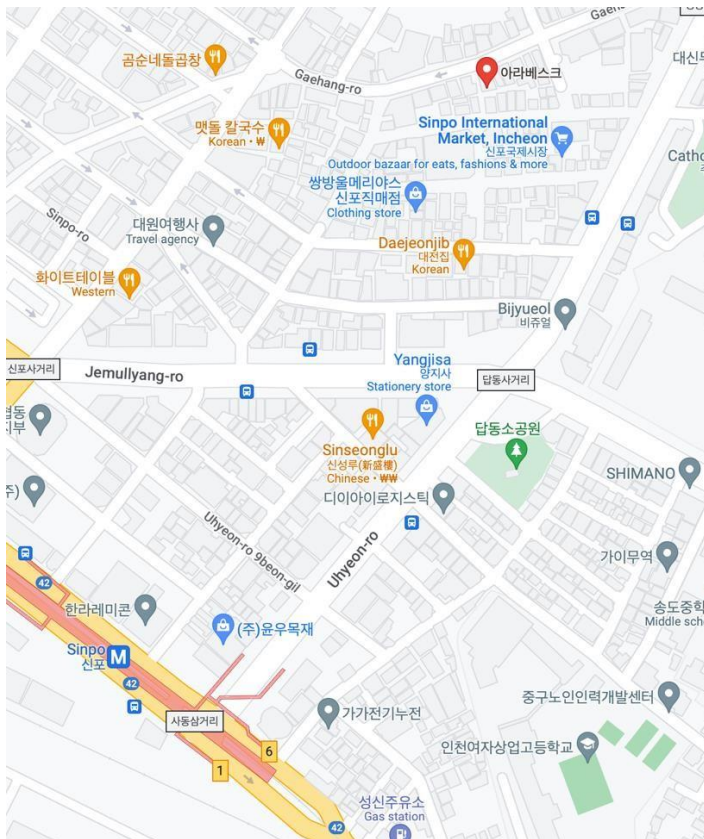
<Seoul Central Masjid>



- **Step 1:** Take the No. 511 bus at the back gate of Inha University and transfer to the subway at Juan Station.
- **Step 2:** Take the subway (to Ganseok St.) and transfer to the No. 5 subway line at Singil Station (Yeouido Statition direction).
- **Step 3:** Transfer again to the subway line No. 6 at Gongdeok Station (to Hyochang Park St.) and get off at Itaewon Station.
- **Step 4:** Go to Exit 3. Go straight to the Itaewon 911 Center and turn right and go straight to Bogwang Elementary School and turn left. It will take less than 15 minutes from Exit 3.

※ Address: 732-21, Hannam-dong, Yongsan-gu, Seoul
Tel. 02-793-6908

Arabesque: Halal Food Restaurant



Step 1: Take the subway from Inha University Station (Suin Line) and get off at Sinpo Station.

Step 2: Arabesque is near Exit 4.

◎ Tourist Websites

Please check the web links below.

1. Visit Seoul

<https://english.visitseoul.net/index>



2. Seoul Museum of Art

<https://sema.seoul.go.kr/en/index>



3. Changdeokhung Palace

<http://www.cdg.go.kr/eng/>



4. Korail(Korea Railroad)

<https://info.korail.com/infoeng/index.do>



5. Incheon Tour

<https://itour.incheon.go.kr>




6. Incheon Tourism Official Blog

<https://blog.naver.com/discoverincheon>




◎ Useful Mobile Applications





1. Mobile Messengers


카카오톡(KakaoTalk)

2. Online Shopping Apps


G-Market
English and Chinese language versions available

3. Transportation Apps

			
Naver Map	Kakao Taxi	Subway	Bus
Maps, directions, traffic information, etc.	You can conveniently call a taxi and check the estimated fare in advance.	Subway lines and operating hours.	Bus stop and arrival information.

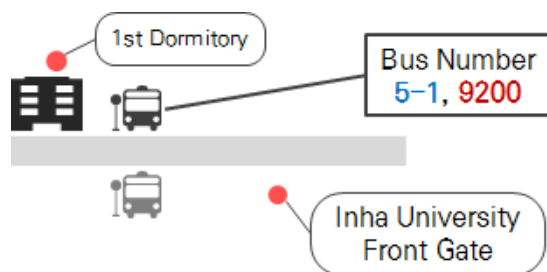
◎ Transportation Guide to Seoul

*You can use T-money (a pre-paid Card) to use both bus and subway transportation. It can be purchased and charged in the convenience store inside the dormitory.

* Inha University → Gangnam Station (강남역)

- In front of Dormitory 1, take the No. 9200 bus (orange bus) and get off at Gangnam Station (right after Seoul National University of Education, 교대).

- Duration: about 1~1.5 hours (depending on traffic)



* How to get back to INHA univ from Myeong-Dong (Myeong-Dong Station 명동)

- **Step 1:** From Myeong-Dong Station, take subway Line 4 for Seoul Station direction.

- **Step 2:** Get off at Seoul Station to transfer Line 1 in the Incheon direction.

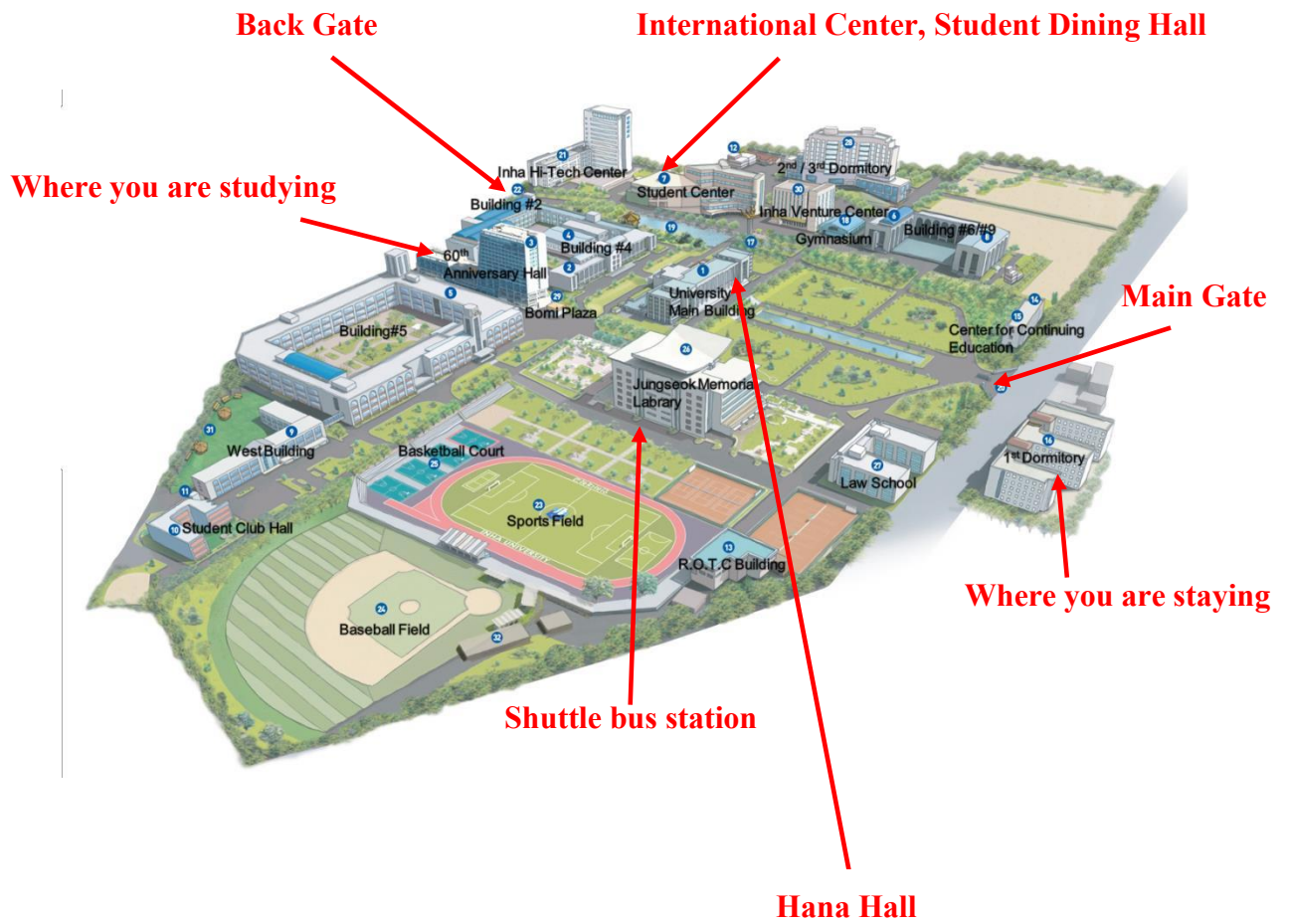
[Alternative shortcut instead of step 2 is to take the express train, get off at Sinyongsan Station and transfer to Yongsan Station to take Line 1 Dong-Incheon Express Train.]

- **Step 3:** Get off at Juan Station and go to Exit No. 2.

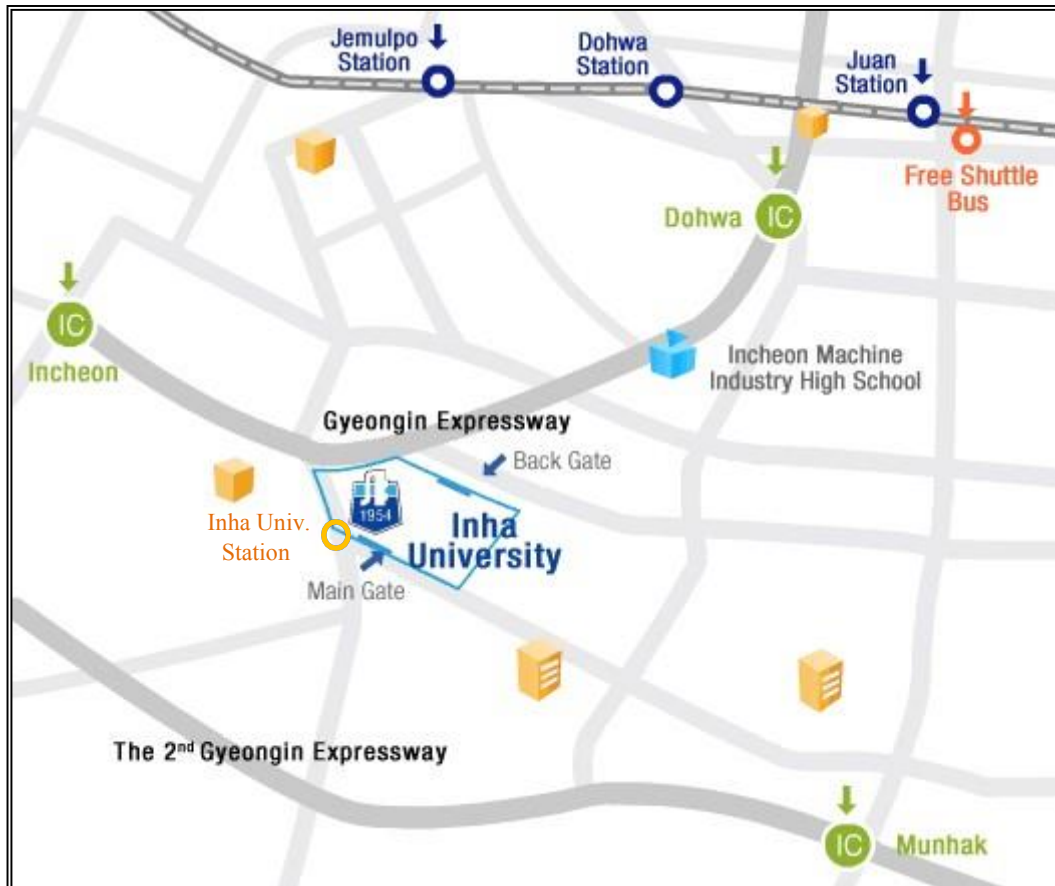
- **Step 4:** Take the 511 bus (green bus) and get off at INHA University Back Gate (인하대 후문).



Appendix 1. Campus Map

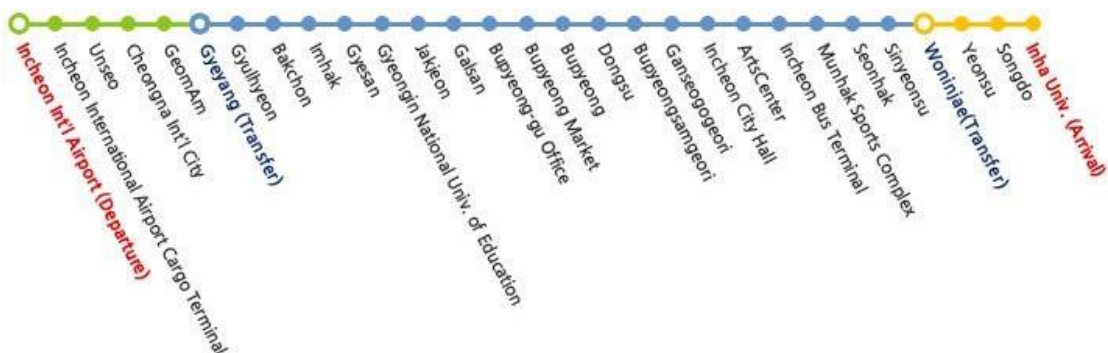


Appendix 2. Campus Location



– How to get to Inha University from Incheon International Airport.

Metro



Step 1: At the Incheon International Airport, take the AREX (Airport Railroad Express) in the Seoul direction. Get off at Gyeongnam Station.

Step 2: At Gyeongnam Station, transfer to the Incheon Subway Line, and get off at Woninjae Station.

Step 3: At Woninjae Station, transfer to the Suin Line in the Incheon Station direction.

Step 4: Get off at Inha University Station and take Exit 5. Inha University will be on your left side.

Taxi

Terminal 1: Taxi Stop to Incheon. Exit 2

Terminal 2: Taxi Stop to Incheon Exit 1, Section 3D.

Fare: Approximately 40,000 won (or US \$30).

Once you clear customs, and exit the main terminal, go to the No. 20 taxi stop, where there are taxis that will go to Incheon. It will take less than one hour to get to Inha University.

< Show the following address to taxi driver >

기사님!

인천광역시 미추홀구 소성로 40 에 있는

인하대학교 제 1 생활관(기숙사)로 가주세요!